

QUICK START

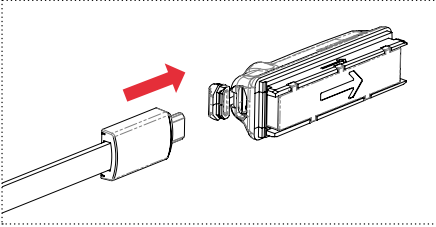
GEO TREKKING
VISION

lookcycle.com

1

RECHARGE BEFORE FIRST USE

Charging time = 50min

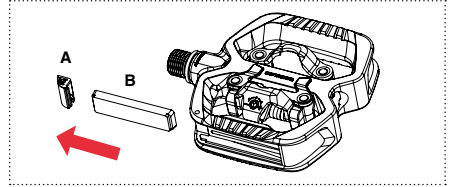


- charging
- charge completed

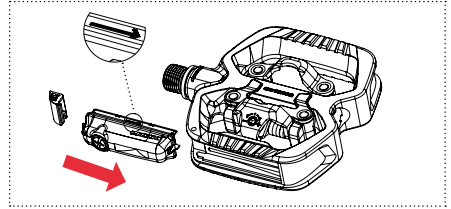
2

MOUNTING

- Choose the side where you want to mount the lighting device
- Remove the side cover [A]/ remove the reflector [B]



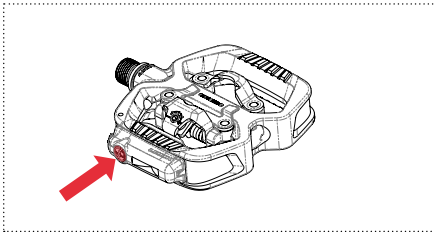
- Insert the lighting device in the correct direction / insert the side cover "click"



3

USE

- LONG PRESS (1s) > turn light on and off
- SHORT PRESS > Cycle through the modes
- MODE 1 > steady (5h)
- MODE 2 > flash (10h)
- MODE 3 > flash eco (30h)



4

DISASSEMBLY

- Remove the side cover / remove the lighting device

