



X-TRACK RACE
CARBON

SUM- MARY



- > Origin
- > Innovation
- > Performance
- > Categories
- > Product line
- > Testimonial
- > Contact
- > Memento

- p.4-5
- p.6-7
- p.8-11
- p.12-13
- p.14-19
- p.20
- p.21
- p.22-23

X-TRACK RACE

CARBON

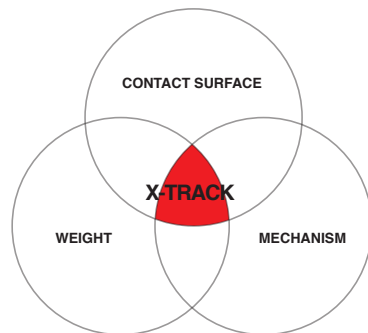
FEEL THE NEW X-PERIENCE





ORIGINS

A clipless MTB pedal must respond to a multitude of different situations. External conditions may vary considerably and interfere with pedal operation. It is not enough to make a product that is excellent in one specific area. Instead, it is necessary to design it to be as versatile as possible to provide its user with a real advantage regardless of any external obstacles encountered. Following this logic, LOOK has chosen to concentrate on the interaction of three major factors, contact surface, weight and entry/release, to develop the perfect pedal.





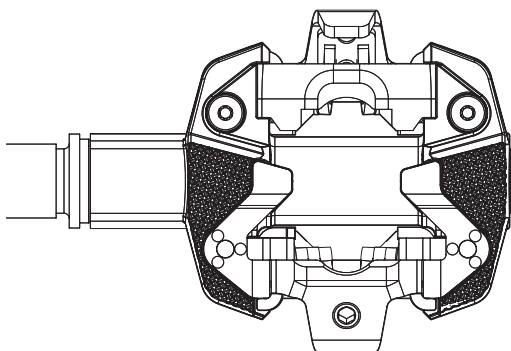
NEW

X-TRACK RACE

CARBON

DEVELOPMENT OBJECTIVES

- Maintain the **best weight/contact surface ratio**.
- Optimize the contact surface : **+ 12 %**
- **Simplified entry/release** mechanism, for smooth operation regardless of conditions.
- Offer a «ready-to-ride» product that is **easier to use**.



515mm²

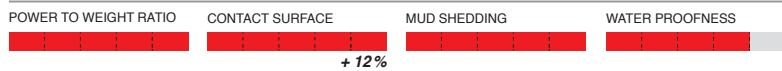
OPTIMAL CONTACT SURFACE
+ 12 % vs S-TRACK

INTUITIVE POSITIONING /
EASY TO ENGAGE

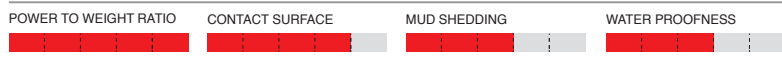


BEST POWER TO WEIGHT RATIO
IN XC PEDALS CATEGORY

X-TRACK



S-TRACK



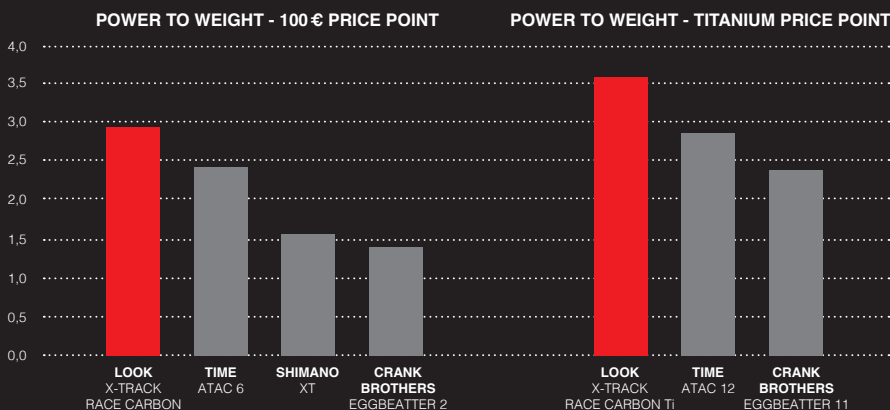
PER- FOR- MANANCE



X-TRACK RACE

CARBON

*DEVELOPED FOR SERIOUS PEDALING EFFICIENCY /
TESTED BY THE BEST IN THE WORST CONDITIONS.*




THE BEST POWER TO WEIGHT RATIO

All the energy you produce is transferred to your MTB through your pedals. Their role, is therefore, crucial.


LOOK's objective in this new undertaking was to find solutions that would enable the most efficient transfer of rider power possible. That is why LOOK has chosen to place the weight/contact surface ratio as the primary factor when defining the product.

Generally speaking, the greater the contact surface, the more efficiently energy is transferred. On the other hand, the greater the contact surface, the more the pedal will weigh.

The challenge faced by our engineers was therefore, to identify the zones that are useful for energy transmission and then optimize the pedal design in order to limit any that are unused. This task allowed LOOK to engineer a pedal with the best weight / contact surface ratio on the market (see graph above).



**WIDE SURFACE
LATERAL SUPPORT**



**MORE SPACE
TO SHED MUD**

SIMPLIFY YOUR EXPERIENCE: **INTUITIVE** POSITIONING / EASY TO **ENGAGE**

There are three points of contact between your body and your MTB, the handlebars, saddle and pedals. Of these three points, only the pedals ensure both your balance (connection with your bicycle) and the forward movement of your MTB. That is why we have taken the entry/release phase into account and treated it as a key element in the product-development process.

When each second counts in a World Cup start, after having crossed a muddy creek while on foot, or simply using clipless pedals for the first time, it is important that your movements be instinctive and quick. Facilitating your learning process is an asset and enhances your product experience. Being faster, easier and safer to use are the goals LOOK has set as part of the development process. To meet these expectations, we have focused on three factors :

LATERAL CONTACT SUPPORT

Lateral contact support guides your foot in finding your pedal and provides you a point of contact even if you have not yet engaged the cleat. This wide contact area prevents your foot from sliding on the pedal body and offers consistent and reassuring support.

MECHANISM GEOMETRY

The mechanism works regardless of external conditions (in the mud, forces are significantly different from those encountered when dry), more space allows for the shedding of various foreign matter (mud, sand...). These zones give the user a constant and stable feeling of being securely clipped in, in all conditions.

ADJUSTABLE TENSION

An adjustable tension screw allows you to fine-tune the entry / release resistance to your personal skill level.



PREMIUM QUALITY

LOOK constant desire to innovate and improve your product experience has resulted in a design that is dependable, durable and easy to use. Our new mountain-bike pedal was constructed around a heavy-duty mechanism, is resistant to the negative effects of coming into contact with various external factors (rocks, roots, mud...), and provides consistent and reliable performance over time. Its spindle, equipped with a double weather-resistant seal, has been improved to withstand even the worst conditions you may encounter during your rides. We have remained devoted to the principles that guide us daily. Fewer hassles mean more time to ride, and therefore, more fun.

SEG- MEN- TATION



PEDAL GUIDE

XC

X-TRACK RACE

CARBON **11**

CONTACT SURFACE	LIGHTNESS / <i>LÉGÈRETÉ</i>	POWER TO WEIGHT	TECHNOLOGY / <i>TECHNOLOGIE</i>
<div><div></div><div></div><div></div><div></div><div></div><div></div><div></div><div></div><div></div><div></div></div>	<div><div></div><div></div><div></div><div></div><div></div><div></div><div></div><div></div><div></div><div></div></div>	<div><div></div><div></div><div></div><div></div><div></div><div></div><div></div><div></div><div></div><div></div></div>	<div><div></div><div></div><div></div><div></div><div></div><div></div><div></div><div></div><div></div><div></div></div>

X-TRACK RACE

CARBON

CONTACT SURFACE	LIGHTNESS / <i>LÉGÈRETÉ</i>	POWER TO WEIGHT	TECHNOLOGY / <i>TECHNOLOGIE</i>
<div><div></div><div></div><div></div><div></div><div></div><div></div><div></div><div></div><div></div><div></div></div>	<div><div></div><div></div><div></div><div></div><div></div><div></div><div></div><div></div><div></div><div></div></div>	<div><div></div><div></div><div></div><div></div><div></div><div></div><div></div><div></div><div></div><div></div></div>	<div><div></div><div></div><div></div><div></div><div></div><div></div><div></div><div></div><div></div><div></div></div>

X-TRACK RACE

CONTACT SURFACE	LIGHTNESS / <i>LÉGÈRETÉ</i>	POWER TO WEIGHT	TECHNOLOGY / <i>TECHNOLOGIE</i>
<div><div></div><div></div><div></div><div></div><div></div><div></div><div></div><div></div><div></div><div></div></div>	<div><div></div><div></div><div></div><div></div><div></div><div></div><div></div><div></div><div></div><div></div></div>	<div><div></div><div></div><div></div><div></div><div></div><div></div><div></div><div></div><div></div><div></div></div>	<div><div></div><div></div><div></div><div></div><div></div><div></div><div></div><div></div><div></div><div></div></div>

X-TRACK

CONTACT SURFACE	LIGHTNESS / <i>LÉGÈRETÉ</i>	POWER TO WEIGHT	TECHNOLOGY / <i>TECHNOLOGIE</i>
<div><div></div><div></div><div></div><div></div><div></div><div></div><div></div><div></div><div></div><div></div></div>	<div><div></div><div></div><div></div><div></div><div></div><div></div><div></div><div></div><div></div><div></div></div>	<div><div></div><div></div><div></div><div></div><div></div><div></div><div></div><div></div><div></div><div></div></div>	<div><div></div><div></div><div></div><div></div><div></div><div></div><div></div><div></div><div></div><div></div></div>

MTB PEDALS

X-TRACK RACE
CARBON





FEATURES / CARACTÉRISTIQUES

TECHNOLOGY / TECHNOLOGIE	X-TRACK
TENSION	6 to 14
BODY / CORPS	CARBON
SPINDLE / AXE	TITANIUM / TITANE
PLATFORM MATERIAL / MATIÈRE SURFACE D'APPUI	CHROMOLY
PLATFORM AREA / SURFACE D'APPUI	515mm²
PLATFORM WIDTH / LARGEUR D'APPUI	60 mm
STACK HEIGHT + CLEATS / HAUTEUR D'APPUI + CALES	16,8 mm (10,7+6,1 mm)
WEIGHT PEDAL / POIDS	150 g
WEIGHT PAIR + CLEATS / POIDS PAIRE + CALES	404 g
RECOMMENDED MANUFACTURER'S SUGGESTED RETAIL PRICE / PRIX DE VENTE PUBLIC CONSEILLÉ	199,90€



FEATURES / CARACTÉRISTIQUES

TECHNOLOGY / TECHNOLOGIE	X-TRACK
TENSION	6 to 14
BODY / CORPS	CARBON
SPINDLE / AXE	CHROMOLY +
PLATFORM MATERIAL / MATIÈRE SURFACE D'APPUI	CHROMOLY
PLATFORM AREA / SURFACE D'APPUI	515mm²
PLATFORM WIDTH / LARGEUR D'APPUI	60 mm
STACK HEIGHT + CLEATS / HAUTEUR D'APPUI + CALES	16,8 mm (10,7+6,1 mm)
WEIGHT PEDAL / POIDS	174 g
WEIGHT PAIR + CLEATS / POIDS PAIRE + CALES	452 g
RECOMMENDED MANUFACTURER'S SUGGESTED RETAIL PRICE / PRIX DE VENTE PUBLIC CONSEILLÉ	99,90€



FEATURES / CARACTÉRISTIQUES

TECHNOLOGY / TECHNOLOGIE	X-TRACK
TENSION	6 to 14
BODY / CORPS	COMPOSITE
SPINDLE / AXE	CHROMOLY +
PLATFORM MATERIAL / MATIÈRE SURFACE D'APPUI	CHROMOLY
PLATFORM AREA / SURFACE D'APPUI	515mm²
PLATFORM WIDTH / LARGEUR D'APPUI	60 mm
STACK HEIGHT + CLEATS / HAUTEUR D'APPUI + CALES	16,8 mm (10,7+6,1 mm)
WEIGHT PEDAL / POIDS	182 g
WEIGHT PAIR + CLEATS / POIDS PAIRE + CALES	468 g
RECOMMENDED MANUFACTURER'S SUGGESTED RETAIL PRICE / PRIX DE VENTE PUBLIC CONSEILLÉ	59,90€



FEATURES / CARACTÉRISTIQUES

TECHNOLOGY / TECHNOLOGIE	X-TRACK
TENSION	6 to 14
BODY / CORPS	ALUMINIUM
SPINDLE / AXE	CHROMOLY +
PLATFORM MATERIAL / MATIÈRE SURFACE D'APPUI	CHROMOLY
PLATFORM AREA / SURFACE D'APPUI	350 mm²
PLATFORM WIDTH / LARGEUR D'APPUI	57 mm
STACK HEIGHT + CLEATS / HAUTEUR D'APPUI + CALES	16,8 mm (10,7+6,1 mm)
WEIGHT PEDAL / POIDS	195 g
WEIGHT PAIR + CLEATS / POIDS PAIRE + CALES	494 g
COLORS	ALSO AVAILABLE IN DARK GREY / EGALEMENT DISPONIBLE EN DARK GREY
RECOMMENDED MANUFACTURER'S SUGGESTED RETAIL PRICE / PRIX DE VENTE PUBLIC CONSEILLÉ	46,90€

NEWBORN ALREADY ON THE TOP



Maxime MAROTTE
FR | CANNONDALE FACTORY RACING
XCO FRANCE CHAMPION

"Participating in the development of a new product is always something exciting in the life of an athlete. I enjoy the technical discussions with the engineering team, seeing the product evolve and finally, being able to test it. My impression of the new X - TRACK RACE CARBON is outstanding. The pedals are easy to engage and provide excellent power transfer."



Chritoph SAUSER
CH | SPECIALIZED RACING TEAM



Sam GAZE
NZ | SPECIALIZED RACING TEAM
XCO WORLD CHAMPION U23



Simon ANDREASSEN
DK | SPECIALIZED RACING TEAM





**PRESS CONTACT
LOOK CYCLE INTERNATIONAL**

27 Rue du Docteur Léveillé - CS90013
58028 NEVERS CEDEX

Tél: +33 3-86-71-63-00

Fax: +33 3-86-71-63-10

Audrey Sogny
asogny@lookcycle.fr

Alberto Fumagalli
afumagalli@lookcycle.it

RE- MIN- DER



HIGHLIGHTS

X-TRACK RACE

CARBON

- ✚ *Tested by the best in the worst conditions*
- ✚ *Developed for serious pedaling efficiency*
- ✚ *Best power to weight ratio in the XC pedal category*
- ✚ *Optimal contact surface : 515 mm²*
- ✚ *Intuitive positioning / easy to engage*

#RIDEYOURDREAM

lookcycle.com