

**LOOK**



**X-TRACK** EN-RAGE

# X-TRACK EN-RAGE

FEEL THE NEW X-PERIENCE







## ORIGIN

Following the launch of the X-TRACK RACE range, designed for CROSS COUNTRY/GRAVEL, the X-TRACK range is continuing to grow with a new addition to the family: the X-TRACK EN-RAGE. This latest product has been designed for the **TRAIL/ENDURO** discipline. It completes our off-road range of pedals by offering a wider pedal body. With more contact area it offers added stability, and construction to withstand the hardest of knocks.



NEW X PERIENCE

XC

TRAIL ENDURO

X-TRACK RACE  
CARBON



X-TRACK RACE  
CARBON



X-TRACK RACE



X-TRACK  
DARK GREY | RED



X-TRACK EN-RAGE  
PLUS

BRONZE | BLACK



X-TRACK EN-RAGE

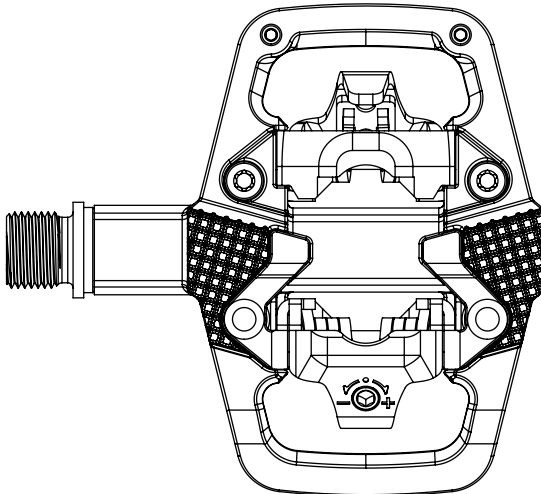


# NEW

## X-TRACK EN-RAGE

### DEVELOPMENT OBJECTIVES

- Expanding the X-TRACK range.
- Designed to meet the specific requirements of TRAIL / ENDURO riders :
  - A pedal platform designed to be **compatible with market leading shoes**.
  - Pins that offer adjustable, maximum grip.
- **Clip-in** and **clip-out** made easier thanks to a wide, easy to find platform.
- Built to last, a purpose built robust pedal.



**664 mm<sup>2</sup>**

OPTIMAL CONTACT SURFACE

2 ADDITIONAL  
PINS PER SIDE



CROSS-RIBBED STRUCTURE  
FOR SECURE FOOTING

INTUITIVE POSITIONING /  
EASY TO ENGAGE

## TRAIL ENDURO

### X-TRACK EN-RAGE

PLUS

CONTACT SURFACE



LIGHTNESS / LÉGÈRETÉ



POWER TO WEIGHT



TECHNOLOGY / TECHNOLOGIE



### X-TRACK EN-RAGE

CONTACT SURFACE



LIGHTNESS / LÉGÈRETÉ



POWER TO WEIGHT



TECHNOLOGY / TECHNOLOGIE





# SPECI- FICA- TION

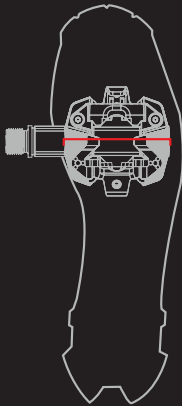


**X-TRACK** EN-RAGE

*The objective of our R&D team was to develop an **excellent all-round, balanced pedal** able to withstand all situations, not a product with excellent performance in just one domain.*

## CROSS COUNTRY

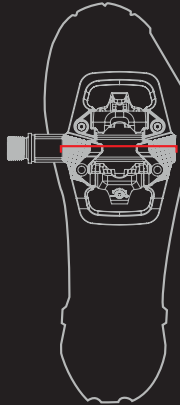
SHOE 85 / 95 mm



**X-TRACK RACE**  
CONTACT WIDTH  
60 mm

## TRAIL

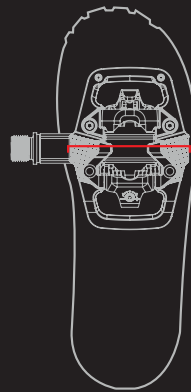
SHOE 95 / 105 mm



**X-TRACK EN-RAGE**  
CONTACT WIDTH  
63 mm

## ENDURO

SHOE 105 / 115 mm



**X-TRACK EN-RAGE PLUS**  
CONTACT WIDTH  
67 mm

*The body width of the X-TRACK has been designed so as to be compatible with the soles of the most widely used shoes in each of the XC/TRAIL/ENDURO disciplines.*

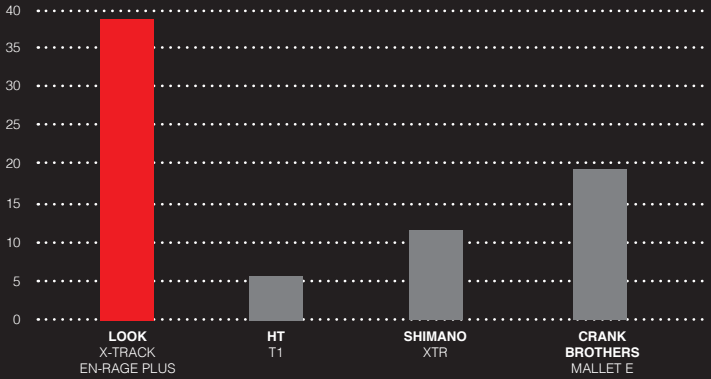
# PEDALS DESIGNED FOR YOUR DISCIPLINE

The X-TRACK EN-RAGE range comes in two versions :

- The X-TRACK EN-RAGE PLUS pedal body is made of forged aluminium. It has a 67 mm wide platform for a 664 mm<sup>2</sup> of contact surface. This provides improved **stability and support**, especially at high speed. The pins and ribbed pedal body ensure **good grip in all circumstances**, even when not clipped in. The X-TRACK EN-RAGE PLUS model is perfectly suited to the requirements of the ENDURO rider.

- The X-TRACK EN-RAGE pedal, again made of aluminium, but has a narrower body. It is 63 mm wide for 554 mm<sup>2</sup> of contact surface area, making it a **lighter pedal**. This narrower profile makes it more at home in narrow and steep single track. While still ENDURO capable, it is mainly intended as a TRAIL pedal.

## RESISTANCE TO IMPACT - JOULES




## STANDING UP TO ANY SITUATION

The X-TRACK EN-RAGE PLUS model is made of forged aluminum, making it particularly resilient to impact ( 4 times more resilient than die-cast aluminum ). The design and body sections have been optimized to withstand the most extreme conditions and impacts of ENDURO riders. Thanks to the work of our R&D team, we have created a product twice as resistant to damage as most rival products in the market.

## PREMIUM COMPONENTS


Our desire to continually improve your product-experience is demonstrated by the design of a durable and easy-to-use product.

Our new mountain bike pedal has been designed around a robust spindle and bearing mechanism. It is resistant to damage from external elements ( rocks, roots, mud, etc. ). In order to achieve consistent performances, the pedal shaft includes double water resist seals **to withstand the most extreme conditions** your trails can offer.




### DID YOU KNOW

*LOOK shafts are only approved after a rotation test of 2 million cycles at 100 rpm with a load of 90kg on the centre of the pedal? Additionally the test includes an eccentric rotation of the axle (which creates stress on each revolution). This is equivalent to a sprint of 1700 watts at 100 rpm for 333 hours! This test is much more demanding than the current ISO 4210 standard.*



**WIDE SURFACE  
LATERAL SUPPORT**



**MORE SPACE  
TO SHED MUD**

## IMPROVING YOUR EXPERIENCE

Clipping in/out is a key element. Our R&D team wanted to make this action more intuitive and improve your experience. Quicker, simpler and more secure are the defining characteristics of the X-TRACK family.

In order to meet these requirements we worked on 3 parameters :

### LATERAL CONTACT SUPPORT

Lateral contact support guides your foot in finding the pedal, providing you a point of contact even if you have not yet engaged the cleat. This wide contact area prevents your foot from sliding on the pedal body and offers consistent and reassuring support.

### MECHANISM GEOMETRY

The mechanism works regardless of external conditions, after all in the mud, forces disrupting the pedal are significantly different from those encountered when conditions are dry. Added space around the cleat mechanism allows for the shedding of various foreign matter (mud, sand...). These zones give the user a constant and stable feeling of being securely clip-ped in, in all conditions.

### ADJUSTABLE TENSION

An adjustable tension screw allows you to fine-tune the entry / release resistance to your personal needs.



**X-TRACK CLEAT**  
LATERAL CLIP OUT RANGE



**X-TRACK EASY CLEAT**  
CLIP OUT RANGE WITH A LATERAL  
AND SLANTED POSSIBILITY

## TWO CLEAT MODELS OPTIONS

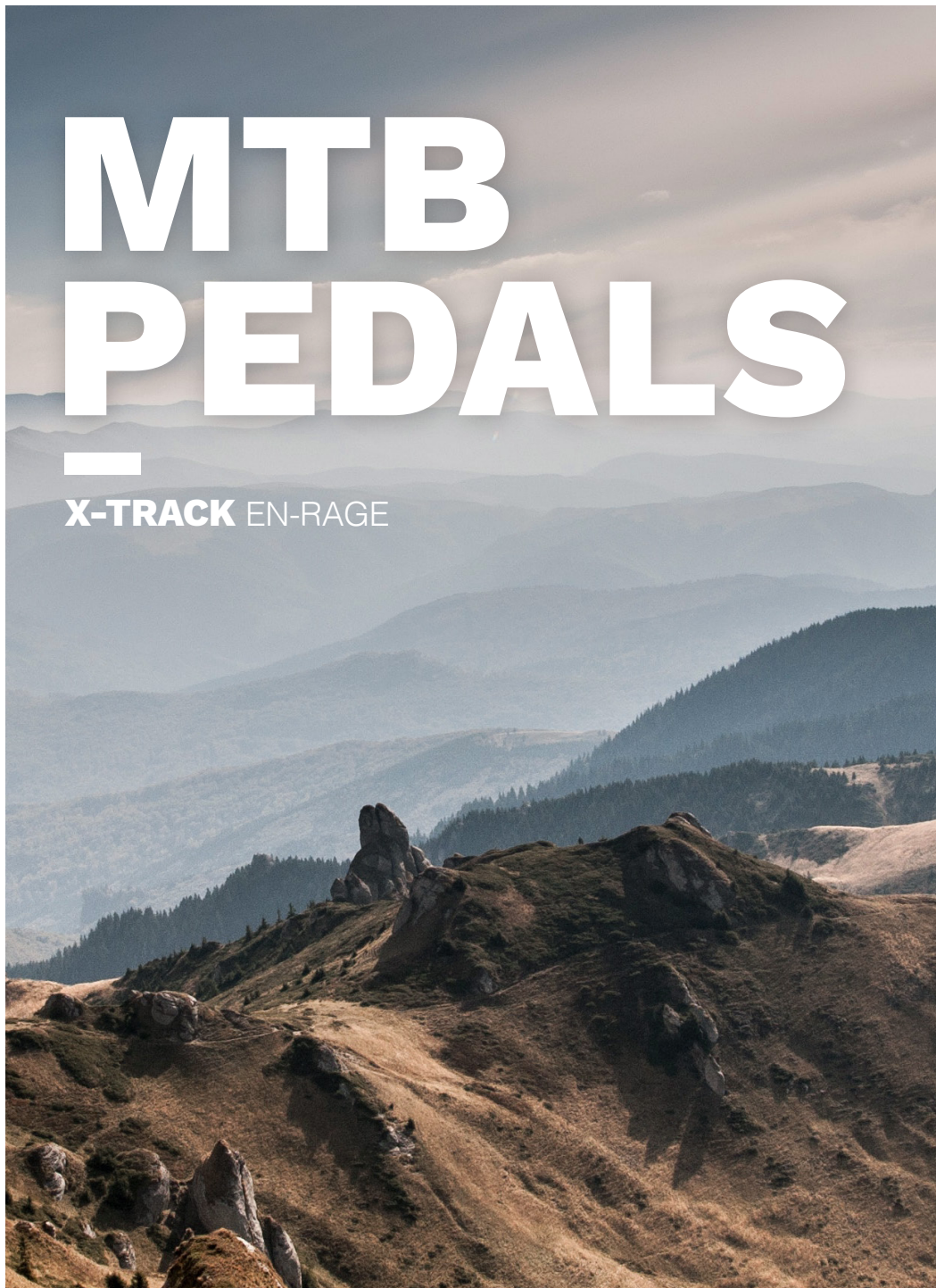
Two cleat models are available for the X-TRACK RACE and X-TRACK EN-RAGE range. The X-TRACK CLEAT is a standard version which allows a standard lateral clip out. The X-TRACK EASY CLEAT offers a larger clip out range with a lateral and angled release possibilities. By choosing the right cleat you can adapt your pedal performance to your needs and practice.

<b>USE</b>	MTB XC / MTB ENDURO / GRAVEL
<b>MATERIAL</b>	Premium steel
<b>FLOAT</b>	6°
<b>RELEASE ANGLE</b>	13°

# MTB PEDALS



**X-TRACK** EN-RAGE









**Theo GALY**  
FR | SUNN TEAM  
5<sup>th</sup> WORLD ENDURO SERIES FRANCE



**Kevin MIQUEL**  
FR | SUNN TEAM  
19<sup>th</sup> WORLD ENDURO SERIES ITALY

*"The first tests are looking really good. Pedals are really intuitive, grip is excellent and it allows me to clip in so quickly whatever the situation I face. It gives me a total confidence to push really hard."*

Theo GALY



**Christoph SAUSER**  
CH | SPECIALIZED RACING





**PRESS CONTACT  
LOOK CYCLE INTERNATIONAL**

27 Rue du Docteur Léveillé - CS90013  
58028 NEVERS CEDEX

Tél: +33 3-86-71-63-00

Fax: +33 3-86-71-63-10

**Audrey Sogny**  
asogny@lookcycle.fr

**Alberto Fumagalli**  
afumagalli@lookcycle.it

# RE- MIN- DER

—

HIGHLIGHTS

# **X-TRACK** EN-RAGE

- +** *Trail / Enduro dedicated design*
- +** *Designed for aggressive riding styles*
- +** *Extra contact surface and grip available*
- +** *Intuitive positioning / easy to engage*

**#RIDEYOURDREAM**

**[lookcycle.com](http://lookcycle.com)**